

Please read all of the following information before completing the Application For Registration form.

Note From The Executive Director

Dear ARI Member:

Congratulations on your new alpaca. Please complete all sections of the Application For Registration. If information is missing, your Application will be returned to you and you will be charged a \$10 incomplete paperwork fee.

I encourage you to try our online registration system. It is much more efficient and is slightly less expensive than registering on a paper application. If you need to obtain your username please call our office at (402) 437-8484. Once you have your username, you can access the system at www.AlpacaRegistry.com and will be able to immediately begin registering alpacas online.

We do our best to make the registration process as painless as possible. If you have any questions, please call our office.

Sincerely,

Darby A. Vannier
Executive Director

Registration Fees

Please visit www.AlpacaRegistry.com or call the ARI Headquarters Office for a copy of the full fee schedule.

All fees are to be paid with money order or personal check from a U.S. bank account in U.S. funds or via credit card. You can obtain a credit card authorization form online at www.AlpacaRegistry.com or by calling (402) 437-8484.

Under 1 year.....	\$55.00
Over 1 year, but less than 2 years.....	\$80.00
Over 2 years.....	\$150.00
Gelding (any age).....	\$30.00
Incomplete Paperwork (per document).....	\$10.00
DNA Re-Testing (if required).....	\$25.00

Payment By Check Policy

When you provide a check as payment, you authorize us either to use information from your check to make a one-time electronic fund transfer from your account or to process the payment as a check transaction. When we use information from your check to make an electronic fund transfer, funds may be withdrawn from your account as soon as the same day we received your payment, and you will not receive your check back from your financial institution.

Color Choices


Use an alpaca Natural Color Fiber Chart to determine your alpacas colors. These charts can be purchased directly from ARI. To determine color, part your alpaca's fiber and match the color that is closest to the skin to the color that most closely represents that color on the color chart. If the color is between two colors, pick the darker shade. The colors are as follows:

White	100	WH	Bay Black	360	BB
Beige	201	BG	True Black	500	TB
Light Fawn	202	LF	Light Silver Grey	401	LSG
Medium Fawn	204	MF	Medium Silver Grey	402	MSG
Dark Fawn	205	DF	Dark Silver Grey	404	DSG
Light Brown	209	LB	Light Rose Grey	408	LRG
Medium Brown	301	MB	Medium Rose Grey	211	MRG
Dark Brown	410	DB	Dark Rose Grey	306	DRG


Alpaca Color Patterns

Please choose the color patterns below that most closely represent your alpaca's patterns. The dark portions of the diagrams below represent the pattern.

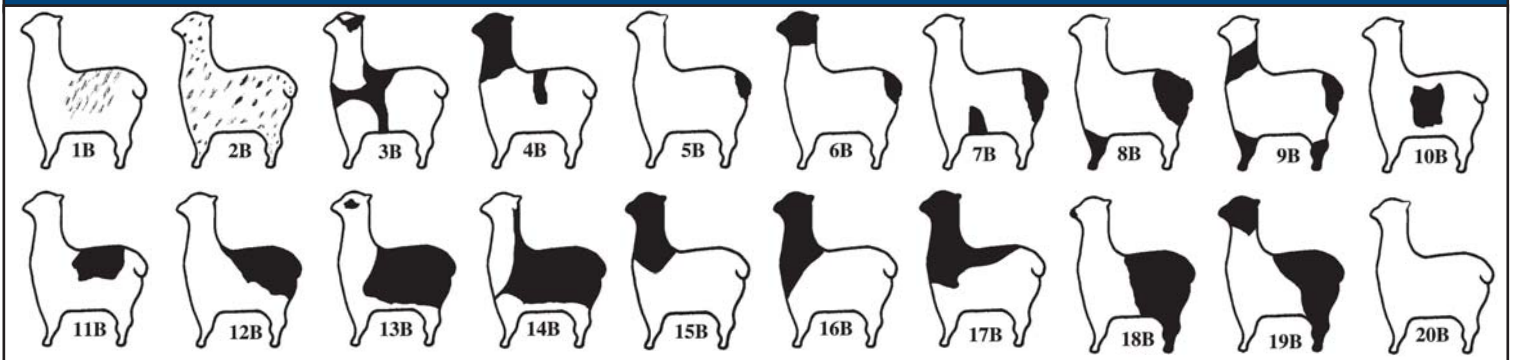
Legs



Head and Neck



Body





Application For Registration

402.437.8484 phone • 402.437.8488 fax
www.AlpacaRegistry.com



Indicated Owner Registering To

Acct Number: _____ (must have prior to registration)
Name (first & last): _____
Phone Number: _____
Email: _____

Additional Indicated Owner Registering To

Acct Number: _____ (must have prior to registration)
Name (first & last): _____
Phone Number: _____
Email: _____

Indicated Owner Signature

Signature (only one is necessary): _____

More than two indicated owners? Attach additional sheets with the above information.

Cria Information

Barcode Number (back of blood card): _____ **NOTE:** This number becomes the alpaca's ARI number for life

Estimated Date of Conception: _____ Date of Birth: _____
month / day / year month / day / year

Breed (circle one): Huacaya Suri

Gender (circle one): Female Male Gelding Female Non-Breeder Male Non-Breeder
Date Marked Non-Breeder/Gelding

Breeder Identifier to be used in name (if desired): _____

Use of Breeder Identifier (circle one): [Breeder ID] Alpaca Name [Breeder ID]'s Alpaca Name
Alpaca Name [Breeder ID] Alpaca Name of [Breeder ID]

Alpaca Name (without Breeder ID)—First Choice: _____

Alpaca Name (without Breeder ID)—Second Choice: _____

Country of Birth: _____ Country of Residence: _____

Primary Color: _____ Secondary Color: _____ Third Color: _____
Must select color from the ARI Natural Color Fiber Chart or use the attached list

Pattern—Head: _____ Pattern—Legs: _____ Pattern—Body: _____
If selecting a pattern, must select color patterns from the diagrams on the back. Please select the one that most closely represents your alpaca.

Microchip Number: _____

Chip Location(circle one): Base of Right Ear Base of Left Ear Base of Tail Other: _____

Chip Manufacturer(circle one): Avid Destron Other: _____

Ear Tag Number: _____ Tag Location(circle one): Right Ear Left Ear

Tattoo Description: _____ Tattoo Location: _____

Sire of Cria Listed

ARI Number: _____

Name: _____

Acct. Number: _____

Signature (sire owner at time of breeding):

Dam of Cria Listed

ARI Number: _____

Name: _____

Acct. Number: _____

Signature (dam owner at time of birth):

Signature (dam owner at time of conception):
